


Code:

Empress Christo Riser Door

Cl/Sfb (35.5) Xh



Designed and fire tested specifically for use in riser shafts running through larger buildings. These fire tested Empress Christo Riser Doors provide protection to riser openings preventing fire escaping from the riser shafts and spreading throughout multistorey buildings.

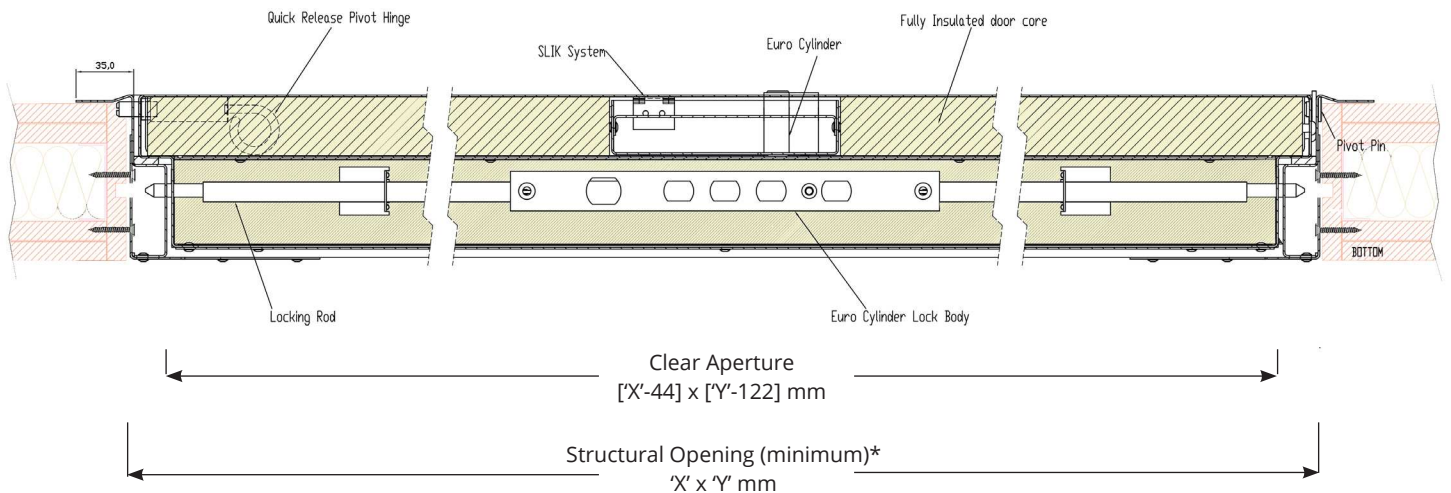
This is possibly the most important access door in the building for preventing the spread of fire to other floors. Doors up to 2747mm high have been tested guaranteeing accurate levels of protection.

By taking advantage of our unique spring loaded pivot hinging system, installation time is reduced offering significant savings in fitting costs with the advantage of being able to simply remove the doors giving the benefit of a full clear opening when required.

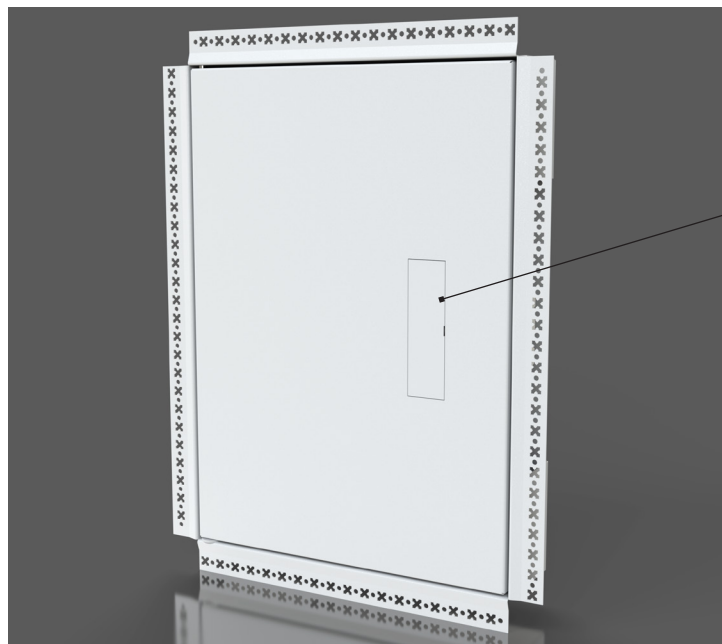
An improved 5 point locking system has been engineered to offer full security to restricted M & E services whilst seamlessly blending with the surrounding walls. For a truly concealed look specify with the SLIK+ lock concealment system.

These high performance interlocking door sets are almost a 100mm in thickness and boast high acoustic ratings, 2 hour + fire rating and are approved smoke sealed. Powder coated white RAL 9010 as standard with the ability to be finished in any RAL colour or primed for on-site painting, the door leafs comprise of a steel skin to both sides with an insulated strengthened door core.

Our design office will be pleased to tailor a drawing to your exact requirement in your preferred format from 3D rendering images to line drawn DXF, DWG or other CAD formats.



For Walls



SLIK + (Optional)

Technical & Fitting Details

Door Tray & Frame - Formed from 1.0mm and 1.2mm Zintec electrogalvanised mild steel with a 25mm wide frame either perforated or solid finished in polyester powder coat white RAL 9010.

Hinge & Lock Mechanism - Hinging is taken care of by the unique spring loaded pivoting system, offering a simple push/pull system for simple removal and installation of the door. Operated by euro cylinder the new and improved 5 point locking system offers a higher level of security than ever before with an optional thumb turn to the back of the door to allow rear access. The patented SLIK system offers concealment to the system for opening via a T Key. For complete concealment the optional SLIK + concealment system is also available.

Fire Rating - Fire Rated for integrity 2.5 Hours with 29minute Insulation Fire Rating, tested independently by Warrington Fire in a UKAS approved test laboratory to BS standards and are accredited by the Certifire Assessment Scheme. Certification available upon request.

Further Information - CAD DXF cross-section drawings and full technical specifications are available on request. Please call or email a member of our technical team for further information.

Availability - All Christo Riser Doors are made to order to your schedule.

Operation & Maintenance

Operation - Opening of the door is simply achieved by inserting the Black T Key through the SLIK key hole to engage the square drive lock. Now use the euro cylinder key to unlock the door by turning twice whilst turning the T Key and pulling the door towards you. Where a SLIK + is present prise open the SLIK + using the head of the T Key prior to the previous steps.

Stock Sizes

All Empress Christo Riser Doors are made to measure

Fitting Preparation - Prepare a clear trimmed and protected opening in the structure 10mm larger than the ordered riser door.

Fitting - Screw fix using suitable screws through the pre-punched holes to all four sides of the frame at a minimum of 300mm intervals and through the beaded frame were used. Complete the operation with a door frame where possible. To remove the door from the frame, simply pull down on the looptail of the spring-loaded pivot hinge to release from the frame. Please ensure the appropriate amount of people are present to safely manage the weight of the door once released, depending upon the doors size. Double doors are shipped in halves with a half a frame to each door and the frame joining section. Full fitting instructions are available.

Air Tightness - Thermally insulated and air-sealed options are available to 1.23m³/m/h at 25 pa, complying to building regulations parts L 1 and L2, BS EN 12207:2000 BS EN 1026:2000.

Acoustic Rating - Supplied with a noise reduction of 44 dB Rw as standard. Testing being carried out under laboratory conditions to BS EN ISO140-3: 1995 by an independent test center. More information available upon request. Expansion kit available upon request to 47dB

Maintenance - Avoid abrasive cleaning materials. Annually or more frequently if used very regularly check the operation, especially the hinge points and lock. Tighten or oil as required.